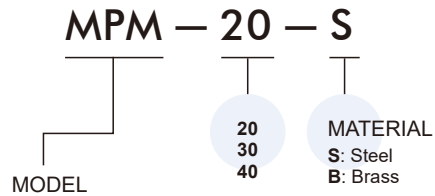
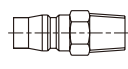
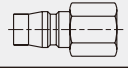
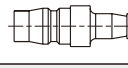



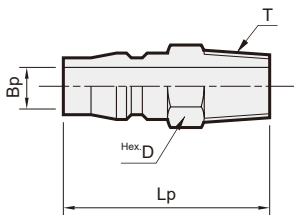


Order example

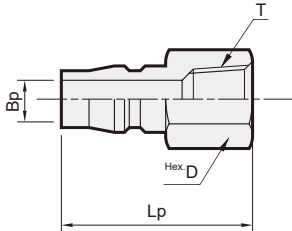


MPM	
MPF	
MPH	
MPP	

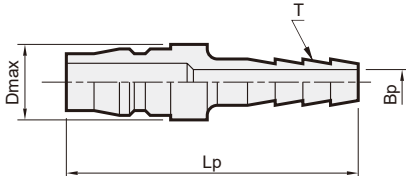
MPM (Male screw)



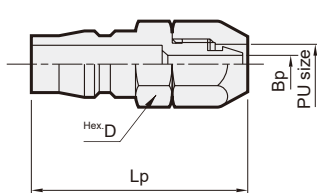
MPF (Female screw)



MPH (Hose screw)



MPP (Nut style)



Model	Screw size T	Dimension (mm)			Weight (g)	
		Bp	Hex. D	Lp	Steel	Brass
MPM-20	R1/4	ø7.5	Hex. 14/16.2	41	25	27
MPM-30	R3/8	ø7.5	Hex. 17/19.6	43	40	45
MPM-40	R1/2	ø7.5	Hex. 21/24.2	46	65	70

Model	Screw size T	Dimension (mm)			Weight (g)	
		Bp	Hex. D	Lp	Steel	Brass
MPF-20	Rc1/4	ø7.5	Hex. 17/19.6	38	30	32
MPF-30	Rc3/8	ø7.5	Hex. 21/24.2	41	45	48
MPF-40	Rc1/2	ø7.5	Hex. 26/30	43	65	70

Model	Hose size T	Dimension (mm)			Weight (g)	
		Bp	D _{max.}	Lp	Steel	Brass
MPH-20	5/16"Hose	ø5	ø16	58	27	29
MPH-30	3/8"Hose	ø7.5	ø16	62	35	38
MPH-40	1/2"Hose	ø7.5	ø18	64	50	55

Model	PU size ID×OD (mm)	Dimension (mm)			Weight (g)	
		Bp	Hex. D	Lp	Steel	Brass
MPP-20	5×8	ø4	Hex. 14/16.2	42.5	30	33
MPP-30	6.5×10	ø5	Hex. 16/18.2	44.5	40	43
MPP-40	8×12	ø6	Hex. 17/19.2	45	40	43