

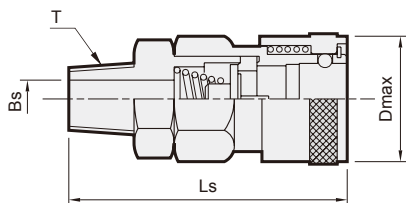
### MSM



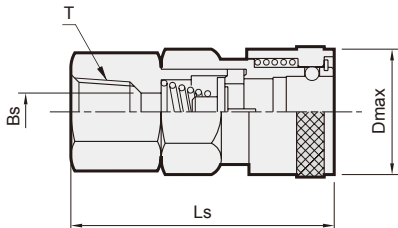
### MSM-A (one touch type)



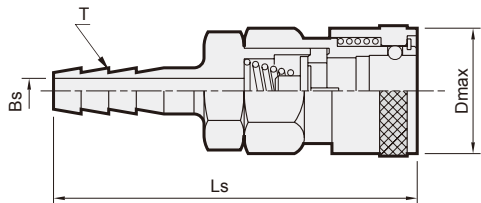
### MSM (Male screw)



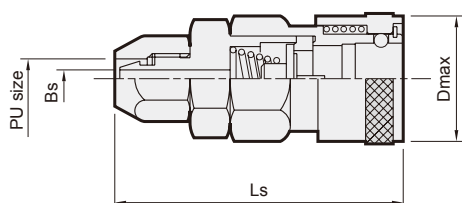
### MSF (Female screw)



### MSH (Hose screw)

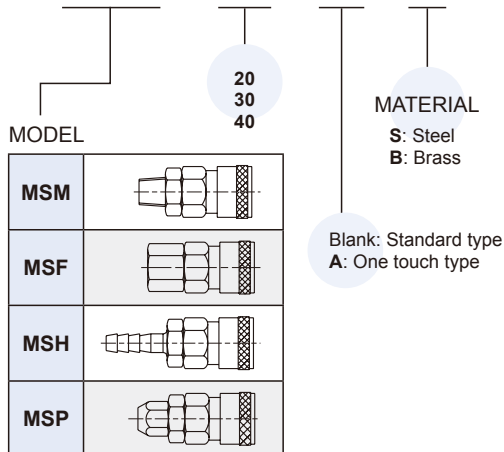


### MSP (Nut style)



### Order example

**MSM — 20 — A — S**



Model	Screw size T	Dimension (mm)			Weight (g)	
		Bs	D <sub>max</sub>	Ls	Steel	Brass
MSM-20	R1/4	ø7.5	ø25	55.5	95	104
MSM-30	R3/8	ø7.5	ø25	57.5	100	109
MSM-40	R1/2	ø9	ø25	59.5	110	117

Model	Screw size T	Dimension (mm)			Weight (g)	
		Bs	D <sub>max</sub>	Ls	Steel	Brass
MSF-20	Rc1/4	ø7.5	ø25	52.5	104	110
MSF-30	Rc3/8	ø7.5	ø25	54.5	103	111
MSF-40	Rc1/2	ø9	ø25	54.5	122	131

Model	Hose size T	Dimension (mm)			Weight (g)	
		Bs	D <sub>max</sub>	Ls	Steel	Brass
MSH-20	5/16"Hose	ø5	ø25	72.5	95	104
MSH-30	3/8"Hose	ø7.5	ø25	76.5	100	106
MSH-40	1/2"Hose	ø9	Hex 26/30	78.5	110	117

Model	PU size ID×OD (mm)	Dimension (mm)			Weight (g)	
		Bs	D <sub>max</sub>	Ls	Steel	Brass
MSP-20	5×8	ø4	ø25	56.5	100	106
MSP-30	6.5×10	ø5	ø26	58	110	116
MSP-40	8×12	ø6	ø26	59	110	116