

LN01A series

SENSOR SWITCH



mindman



Specification

Model	LN0*A	LN0*A-N	LN0*A-P
Wiring method	2 wire	3 wire	
Switching logic	Normally open	Solid state output, normally open	
Switch Type	Reed switch	NPN current sinking	PNP current sourcing
Operating voltage	5~240V DC/AC	10~30V DC	
Switching current	100mA max.	200mA max.	
Switching rating(*1)	10W max.	6W max.	
Current consumption	—	OFF:7mA(24V) ON:20mA(24V) max.	
Voltage drop	3V max.	0.5V@200mA max.	
Indicator	Red LED		Green LED
Cable	ø3.3, 2C, PVC	ø3.3, 3C, PVC	
Temperature range	-10~+70°C (No freezing)		
Enclosure classification	IEC 60529 IP67		
Protection circuit (*2)	1	3, 4	
Symbol			


Order example

LN01A — P — □

MODEL



LN01A



LN02A



LN03A

Blank: Lead wire
QD: Connector

SWITCH TYPE
Blank: Reed switch
N: NPN
P: PNP

*1. Warning: Never exceed rating (watt=voltage×amperage).

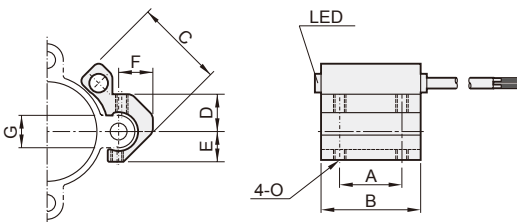
*2. 1=None / 2=Short-circuit / 3=Power source reverse polarity / 4=Surge suppression.

*3. Caution for safety please refer to page 10-3~4.

Assembling style

Cylinder type	MHBS / MHBD		
Order	LN02A	LN03A	
Intensified pressure ratio	078	110	250
Mounting clamp			

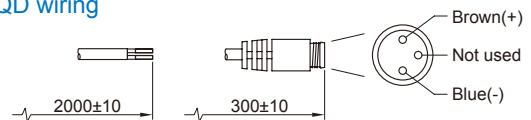
Dimension



Model	A	B	C	D	E	F	G	O
LN01A	20	32	28.5	12	9.8	11	10.5	M4
LN02A	20	32	37.5	15	13.5	12	13.5	M4
LN03A	20	32	56	18	15	14	17	M4

Wiring of the QD

• 2 wire QD wiring



• 3 wire QD wiring

